

Goldie's HISTORY KITS



Rules and Responsibilities

STUDENT MATERIALS

**STATE HISTORICAL
SOCIETY OF IOWA**
IOWA DEPARTMENT OF CULTURAL AFFAIRS

LIBRARY
OF CONGRESS
**TEACHING
WITH PRIMARY
SOURCES**

Table of Contents

Read Iowa History3

Multiple Pre-Lesson Activities and Parts4

- Rules and Responsibilities Booklet

Part 1: Images of Responsibility13

- Image, Girls Working Together at School
- Image, Woman Walking Across Crosswalk in Harlem, New York
- Image, Children Playing Soccer in Washington, D.C.
- Image, Boy Raking Leaves on a Front Lawn in Bradford, Vermont
- Anchor Chart, A Responsible Person

Part 2: “Compost Pile” (2014) and “Open Trash Cans” (1943) Photos18

- Image, Open Trash Cans Along a New York City Street
- Image, Compost Pile
- Worksheet, I See, I Think, I Wonder

Lesson Summative Assessment21

- Image, WPA Workers Serve Lunches in Mason City, Iowa
- Image, Kids Play the Parachute Game at Friday Fest in Des Moines, Iowa

History Mystery23

- History Mystery Worksheet

Vocabulary Cards26

READ IOWA HISTORY

STUDENT MATERIALS

Rules and Responsibilities

LESSON PLAN FOR SUPPORTING QUESTION

What does it mean to be a responsible citizen?



KINDERGARTEN

**STATE HISTORICAL
SOCIETY OF IOWA**
IOWA DEPARTMENT OF CULTURAL AFFAIRS

LIBRARY
OF CONGRESS
TEACHING
WITH **PRIMARY**
SOURCES

Rules and Responsibilities by

My Classroom Rules

Draw a picture of a classroom rule(s).

A large, empty rectangular box with a thin black border, intended for a student to draw a picture of a classroom rule. The box occupies the lower two-thirds of the page.

How can people be responsible?



How could these people be more responsible?

Scenarios

<p>Joe forgot to bring his library book back on time.</p> <p>What should Joe say?</p>	<p>The teacher noticed Jamie was coloring when (s)he instead of picking up. The teacher asked Jamie again to pick up.</p> <p>What should Jamie say?</p>	<p>Johnny started yelling at his friend, "You took the ball from me at PE."</p> <p>What should Johnny say?</p>
<p>Joe needed a pencil so he took Jamie's. When Jamie asked him about it, he...</p> <p>What should Joe say?</p>	<p>Jamie and Joe were playing at recess. The bell rang and Joe ran to line up, but Jamie continued to play.</p> <p>What should Jamie do?</p>	<p>Johnny ask Jamie to stop, Jamie didn't listen.</p> <p>What should Johnny say or do?</p>

Blaming vs. Responsible Statements

It's her fault that I'm late...

I'm sorry I'm late. What did I miss?

He made me miss the ball...

We bumped into each other. I'll get it next time.


You didn't tell me what to do...

I wasn't listening. Could you tell me again?


She didn't clean up...

We haven't cleaned up yet. We will do it now.

Speech Bubble



**Kind words
make a happy heart.**



This is how I can help my environment:

**Things I am
Responsible for:**



This photograph shows two young girls working on school work together. Respect is a way of treating or thinking about something or someone. The students in this image are showing respect as they work on their project together. *Courtesy of Pixabay, 12 December 2015*

Woman Walking Across Crosswalk in Harlem, New York, 2008

PART 1



This photograph shows people crossing the street at this crosswalk in Harlem, New York. The photo features a woman in a bright red coat with matching hat walking across the street in 2008. *Courtesy of Library of Congress, Vergara, Camilo J., "Frederick Douglass at W. 125th St., Harlem," 2008*

OWI-38614 E

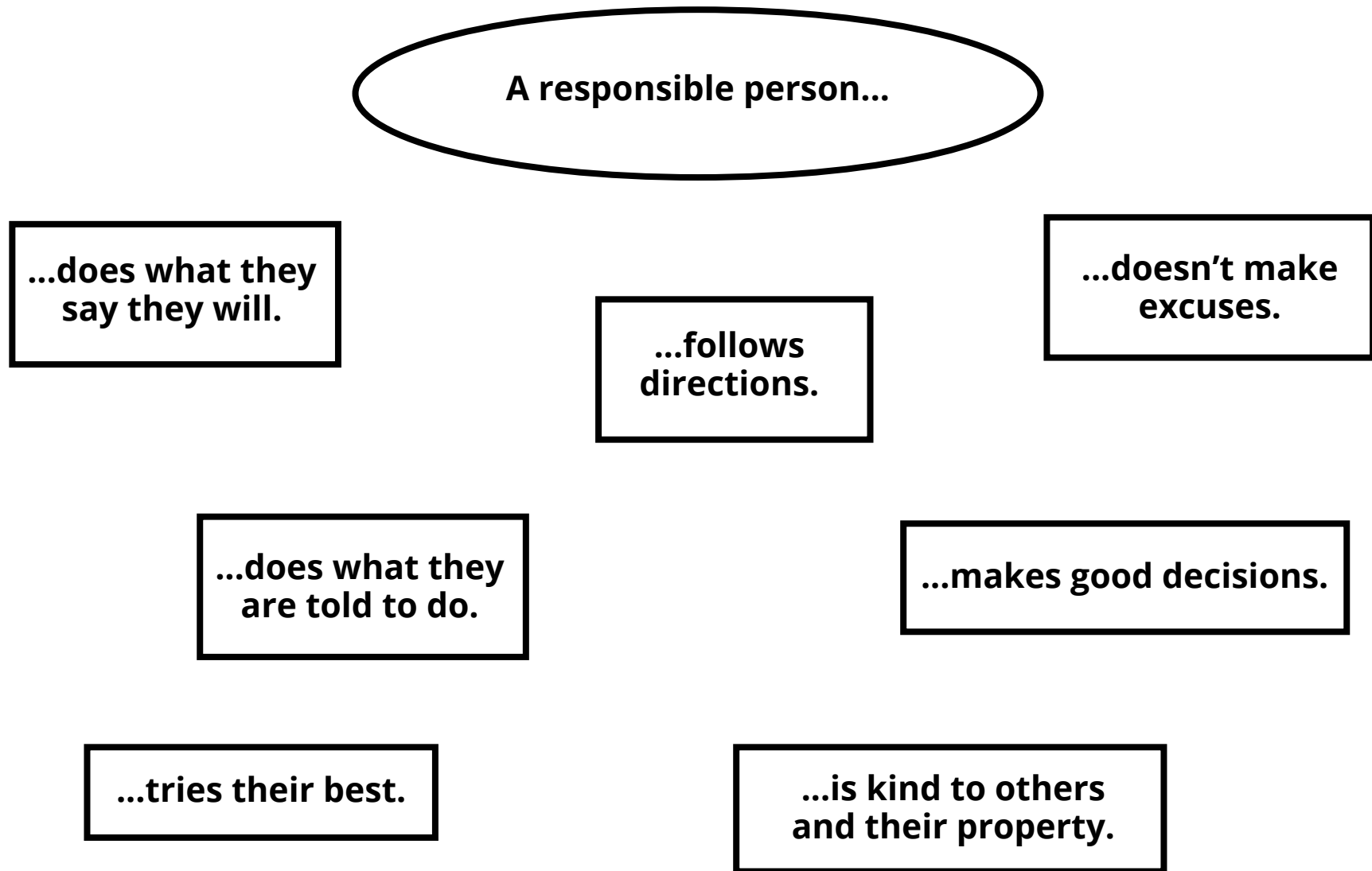


This photograph shows girls playing soccer in October 1943. Participating on a team - like these girls are - requires teamwork, working together and playing by the rules. *Courtesy of Library of Congress, Bubley, Esther, "Washington, D.C. Playing soccer in a physical education class at Woodrow Wilson High School," October 1943*



This photograph shows a boy raking leaves in a front lawn in Vermont. There are two other boys helping him by putting the leaves in a box. *Courtesy of Library of Congress, Lee, Russell, "Boy raking up leaves on front lawn, Bradford, Vermont," October 1939*

A Responsible Person... Anchor Chart



Open Trash Cans Along a New York City Street, April 1943

PART 2






This photograph shows open trash cans along a street in New York City in April 1943. Picking up litter is part of being a good citizen. If you are walking through a street and you see a bag floating through the air, pick it up and fill it with other trash you find. If you see a full bottle of water on the side of the road, make sure you have gloves on unless the bottle is empty, then pick it up then put it in recycling. *Courtesy of Library of Congress, Parks, Gordon, "New York, New York. Street scene showing open trash cans along the curb," April 1943*



This photograph shows a large compost pile in 2014. Responsible citizens make composting areas. Composting is a process to create clean, rich soil that will grow just about anything. Composting helps reduce garbage in the landfill and makes rich soil for planting. *Courtesy of Pixabay, Zimmer, Manfred A., 6 August 2014*


Name _____

I See, I Think, I Wonder

I See  What do you see in the images?	I Think  What are you thinking?	I Wonder  What questions do you have?



Works Progress Administration (WPA) workers are shown serving hot lunches to children in a Mason City nursery school in 1940. *Courtesy of State Historical Society of Iowa, The Goldfinch: Making a Living, Vol. 17, No. 4, pp. 22, 1996*



Students at Monroe Elementary School in Des Moines, Iowa, are shown playing with a parachute during Friday Fest. *Courtesy of State Historical Society of Iowa, The Goldfinch: Toys and Games, Vol. 19, No. 2, pp. 23, 1997*

HISTORY MYSTERY

STUDENT MATERIALS

Rules and Responsibilities



KINDERGARTEN

Analyze an Object

1	1. What does it look like? Think about size, shape and color.	4. Do you see any signs of wear? Does it mean anything about how the object was used?
	2. What is the object made from? Is it one or more materials combined?	5. What year or time period do you think it is from? Why do you think it was from that year?
	3. Is there any writing or details? If yes, what does it tell you about the object?	6. Who is the owner? Write a brief description of the owner.
2	1. What does it look like? Think about size, shape and color.	4. Do you see any signs of wear? Does it mean anything about how the object was used?
	2. What is the object made from? Is it one or more materials combined?	5. What year or time period do you think it is from? Why do you think it was from that year?
	3. Is there any writing or details? If yes, what does it tell you about the object?	6. Who is the owner? Write a brief description of the owner.

3	1. What does it look like? Think about size, shape and color.	4. Do you see any signs of wear? Does it mean anything about how the object was used?
	2. What is the object made from? Is it one or more materials combined?	5. What year or time period do you think it is from? Why do you think it was from that year?
	3. Is there any writing or details? If yes, what does it tell you about the object?	6. Who is the owner? Write a brief description of the owner.
4	1. What does it look like? Think about size, shape and color.	4. Do you see any signs of wear? Does it mean anything about how the object was used?
	2. What is the object made from? Is it one or more materials combined?	5. What year or time period do you think it is from? Why do you think it was from that year?
	3. Is there any writing or details? If yes, what does it tell you about the object?	6. Who is the owner? Write a brief description of the owner.
5	1. What does it look like? Think about size, shape and color.	4. Do you see any signs of wear? Does it mean anything about how the object was used?
	2. What is the object made from? Is it one or more materials combined?	5. What year or time period do you think it is from? Why do you think it was from that year?
	3. Is there any writing or details? If yes, what does it tell you about the object?	6. Who is the owner? Write a brief description of the owner.



Responsible



Environment



Rules



Responsible

To be responsible is to do things that one is expected to do or accept the consequences (results) of their actions. A responsibility is a duty someone has to do. For example, it might be someone's responsibility to feed the dog or wash the dishes.

All the physical surroundings on Earth are called the environment. The environment includes everything living (people, animals, plants) and everything nonliving.

Environment

Rules

A rule is something a person must follow to be safe. It is a statement that tells a person what is or is not allowed in a particular game, situation, etc.